

ARKETIPO / INDOOR-EN

STARMAN

designed by Ludovica + Roberto Palomba 2019



STRUCTURE: wood.

FRAME UPHOLSTERY: multi-density expanded polyurethane (D40P + OS35S).

SEAT UPHOLSTERY: multi-density expanded polyurethane (D40P + OS37S + 35EM + Mind Foam) covered with synthetic lining 230gr.

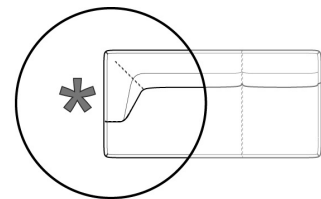
BACK CUSHION UPHOLSTERY: multi-density expanded polyurethane (2IM + D50 Mind Foam) covered with synthetic lining 380gr.

SEAT HEIGHT: 42 cm - 45 cm with feet h. 8 cm.

ARM HEIGHT: 65 cm

FEET: plastic, h. 5 cm.

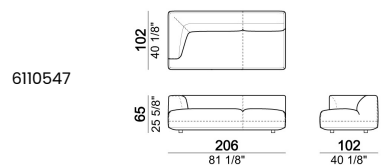
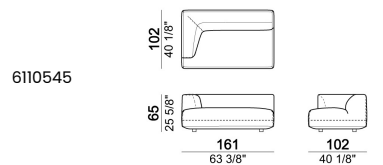
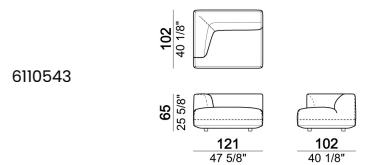
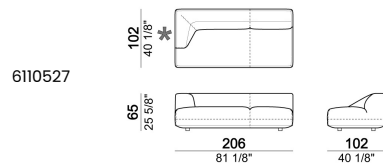
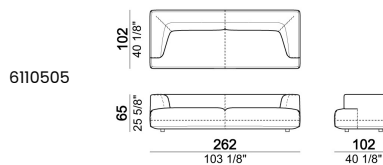
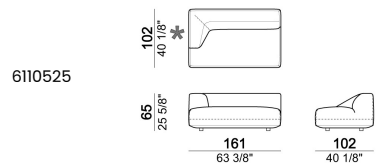
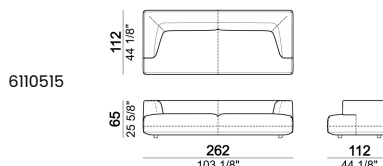
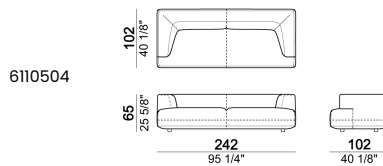
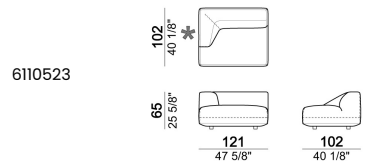
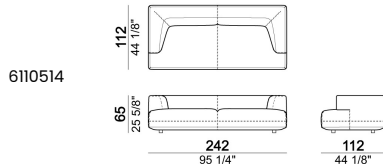
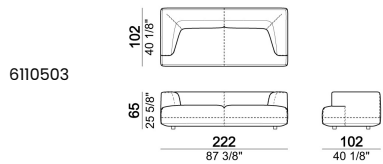
On request feet can be supplied 8 cm high without extra-charge.



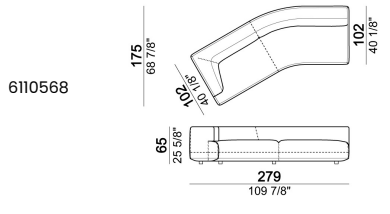
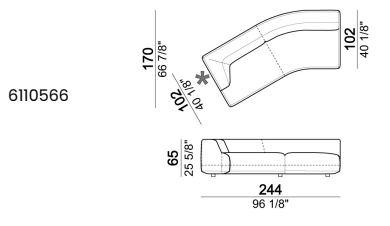
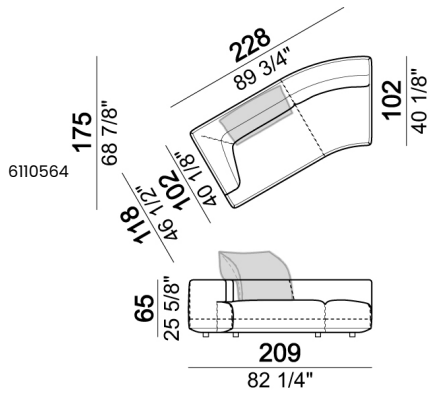
Sofa

Sofa - DEPTH 112 CM

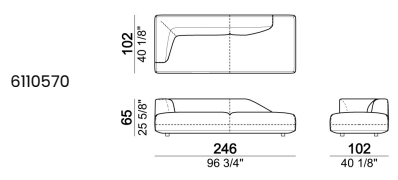
Right or left unit



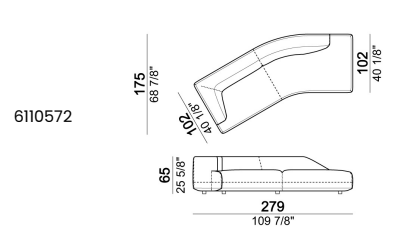
Right or left unit with angle 30°



Right or left unit with right or left pouf

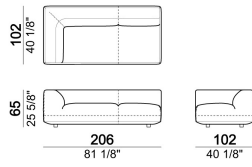


Right or left unit with right or left pouf and angle 30°



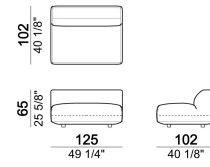
Right or left corner unit

6110562



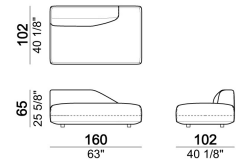
Central unit

6110520

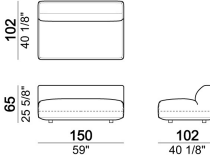


Central unit with right or left pouf

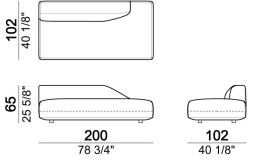
6110556



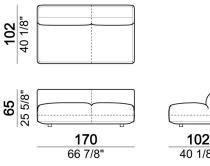
6110521



6110558

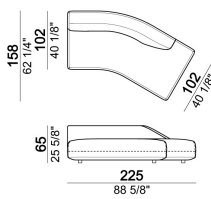


6110522



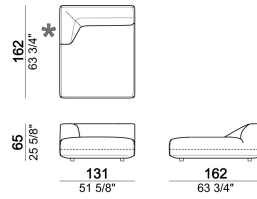
Central unit with right or left pouf and angle 30°

6110560



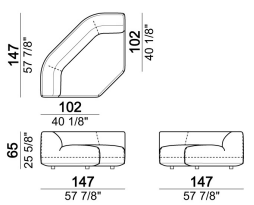
Chaise-longue with right or left short arm

6110534

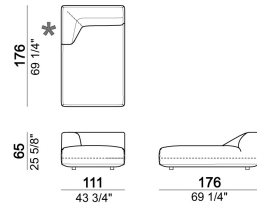


Corner

6110555

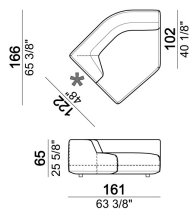


6110536



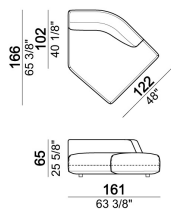
Right or left corner with angle 45°

6110574



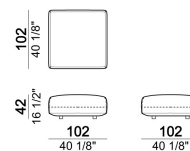
Unit with right or left pouf and angle 45°

6110576

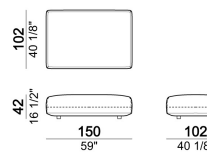


Pouf

6110550

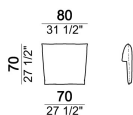


6110551

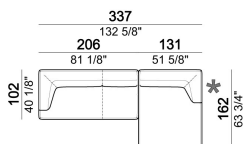


Back cushion.

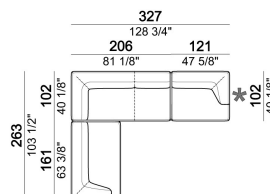
7110561



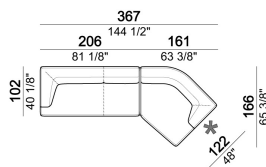
Composition "A" (left unit 206 cm, chaise-longue with right short arm 131x162 cm + 2 back cushions).



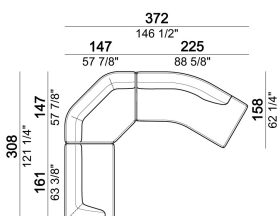
Composition "B" (left unit 161 cm, left corner unit 206 cm, right unit 121 cm + 3 back cushions).



Composition "C" (left unit 206 cm, right unit 161x166 cm angle 45° + 2 back cushions).



Composition "D" (left unit 161 cm, corner 147x147 cm, central unit 225 cm with right pouf and angle 30° + 3 back cushions).



Composition 'E' (left unit 206 cm + corner 147x147 cm + central unit 200 cm with right pouf + 4 back cushions 80x70 cm)

